

BUSTER + PUNCH

## ELECTRICITY / UK PLUG SOCKET

TECH SPEC



### UK PLUG SOCKET

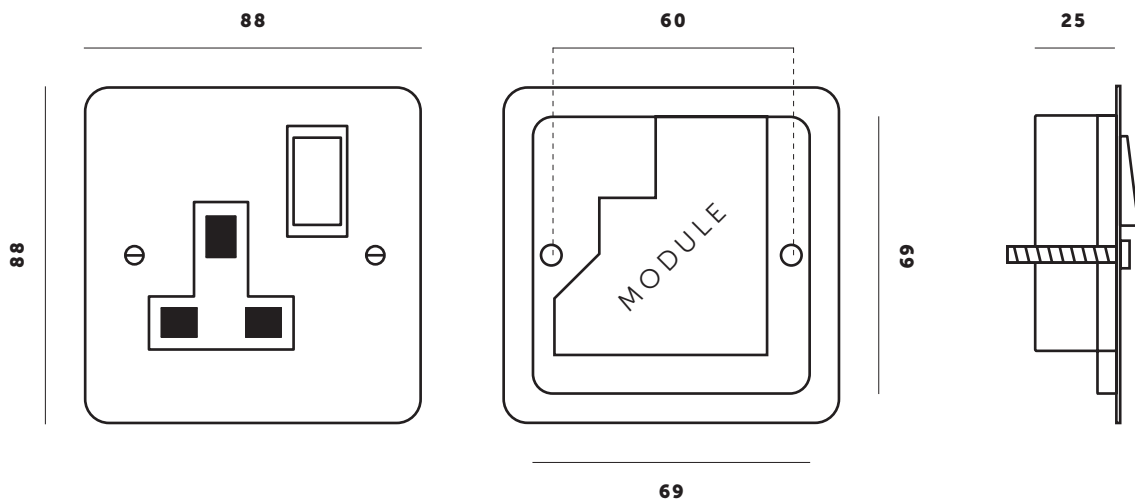
A UK plug socket made from solid metal and finished to match our toggle switches, dimmers and euro plates.






[busterandpunch.com](http://busterandpunch.com)  
[info@busterandpunch.com](mailto:info@busterandpunch.com)

# BUSTER + PUNCH

## 1G UK PLUG SOCKET

### TECH SPEC

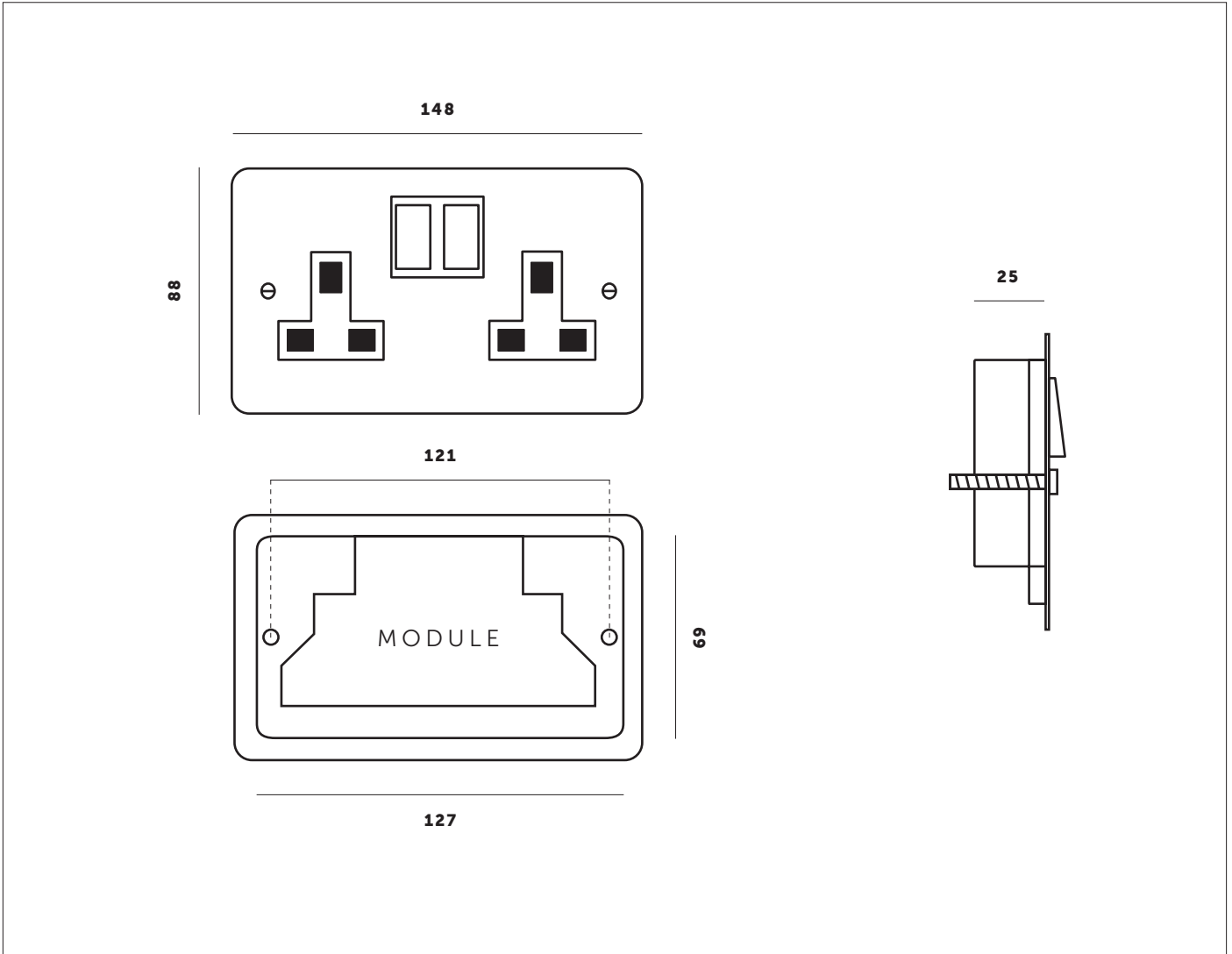


FINISH	SKU	SPECIFICATIONS
 white	<b>UK-SO-CO-1G-WH-A</b>	Single socket 13AMP switched CE-tested for use throughout Europe. <b>Recommended back box:</b> 1G square back box - 47mm depth Can be supplied on request When installing our sockets, we recommend that backboxes are set back a minimum of 4mm from the finished wall surface. This is to ensure a flush install between the back of the socket plate and the finished wall. <b>Care instructions</b> Wipe with damp cloth with no loose hairs, avoid using any chemicals. Please note all finishes are prone to aging.
 steel	<b>UK-SO-CO-1G-ST-A</b>	
 brass	<b>UK-SO-CO-1G-BR-A</b>	
 smoked bronze	<b>UK-SO-CO-1G-SM-A</b>	
 black	<b>UK-SO-CO-1G-BL-A</b>	



## 2G UK PLUG SOCKET

TECH SPEC



FINISH	SKU	SPECIFICATIONS
white	<b>UK-SO-CO-2G-WH-A</b>	Double socket 13AMP switched CE-tested for use throughout Europe. <b>Recommended back box:</b> 2G square back box - 47mm depth Can be supplied on request When installing our sockets, we recommend that backboxes are set back a minimum of 4mm from the finished wall surface. This is to ensure a flush install between the back of the socket plate and the finished wall. <b>Care instructions</b> Wipe with damp cloth with no loose hairs, avoid using any chemicals. Please note all finishes are prone to aging.
steel	<b>UK-SO-CO-2G-ST-A</b>	
brass	<b>UK-SO-CO-2G-BR-A</b>	
smoked bronze	<b>UK-SO-CO-2G-SM-A</b>	
black	<b>UK-SO-CO-2G-BL-A</b>	

# UK PLUG SOCKET

## FAQ SHEET

CATEGORY	QUESTION	ANSWER
<b>GENERAL</b>	How do I clean my electricity collection?	A slight damp microfiber cloth is best, never use any chemicals as this will damaged the metal surface.
<b>BACK BOXES</b>	What size back boxes do you recommend?	<b>1G:</b> W 70mm x H 70mm x D 47mm, square back box <b>2G:</b> W 140mm x H 70mm x D 47mm, square back box Back boxes can be supplied on request. When installing our sockets, we recommend that backboxes are set back a minimum of 4mm from the finished wall surface. This is to ensure a flush install between the back of the socket plate and the finished wall.