

# OPTIMO

Pocket Door

Boxkel by Saheco | [saheco.com](http://saheco.com)

Project by Dröm Living. Photography Néstor Marchador.

# OPTIMO

Pocket Doors or Counter frames are metal structures that allow the sliding doors to slide inside the plasterboard walls, thus offering multiple benefits such as:

- **Visual continuity** thanks to its minimal visual impact in the space
- **Optimization of space** since they leave the side walls free to place any element since the door is hidden inside the partition

But... How should the pocket door be to meet high quality standards? The **OPTIMO** kit does not only meet the standards of reliability and durability but also goes one step further by leading in innovation and ease of installation. Do you dare to discover it?

**INSTALLATION VIDEO**  
OPTIMO assembly tutorial





**Kit Version:** The Kit version of a pocket door not only facilitates the transportation, but also maximum optimization of space for its storage. And all this, without neglecting the ease and speed of assembly since pre-assembled elements are included:

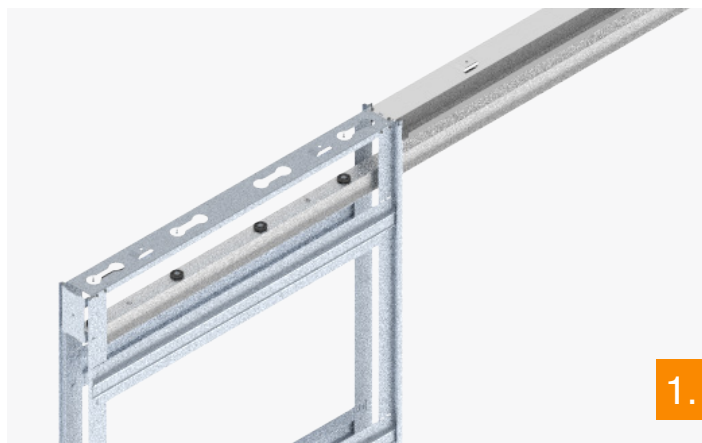
- The vertical uprights with the reversible plate at 100mm
- Track assembly already fitted to the registrable top beam

# FEATURES



## Hangers

Guaranteed durability with up to 100.000 cycles testing as per standard EN1527. Softness and silence in its sliding and manufactured for panels up to 90Kg.




## Removable track assembly

This innovation allows direct access to the mechanisms, guaranteeing their replacement in case of wear of the installation or additional accessories without the need to make any modifications to the walls.




## Top beam registration

Another way to guarantee access to the mechanisms (not applicable for systems with a soft closing). With machined top beam for better aesthetics.




## Alignment bracers

Alignment bracers: which allow, as its name indicates, to align the frame with the vertical posts facilitating installation on site. In addition, the screws for its placement, are already arranged to the wooden post, so the bracers only need to be placed and tightened.



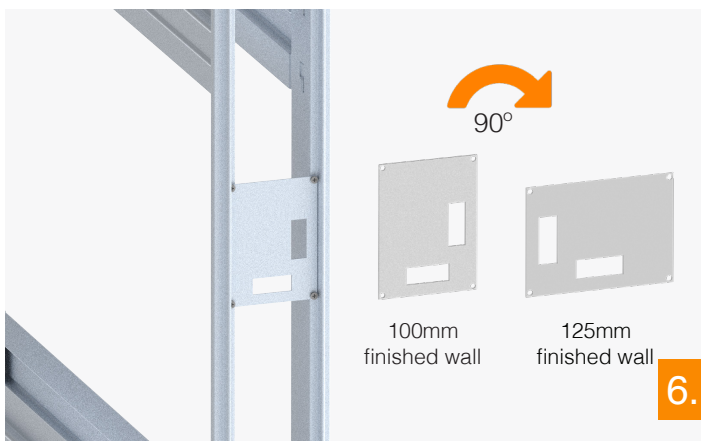
### Horizontal crossbars by clipping

With the aim of facilitating and saving assembly time, the horizontal crossbars are placed with an innovative clipping system, in which no screws are needed.



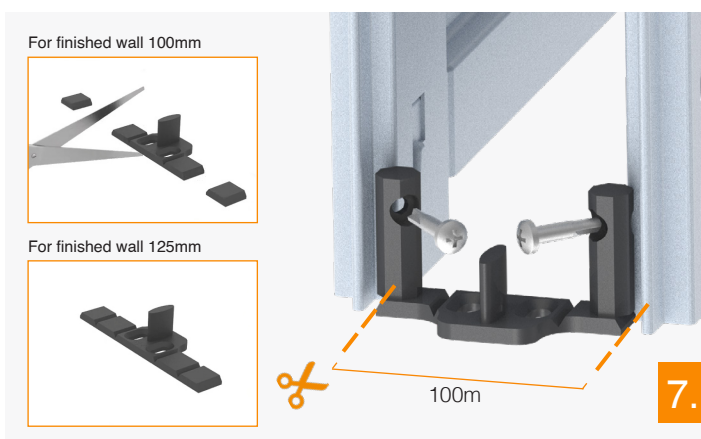
### Solidity

The anchoring design of the pocket metal verticals with the vertical post guarantees the necessary resistance to pressure.



### Reversible plate

With a simple 90° turn, the adaptation of the pocket door for a finished wall thicknesses of 100mm or 125mm is achieved.




### Bottom guide

Single unit suitable for both finished wall thicknesses 100/125 mm with the possibility of fixing it on the vertical posts with tapping screws.

# ACCESSORIES AVAILABLE

## 1. SELF CLOSE (UP TO 90KG)

The kit contains two different weights so that the selfclose can be adjusted to 45 or 90kg depending on the weight of the door.



## 3. JAMBS KITS (100/125 FINISHED WALL)

To achieve the best finish in the installation two jamb kits for 100 and 125 finished wall are available.

The jambs kits include weather strips and rubber gaskets.



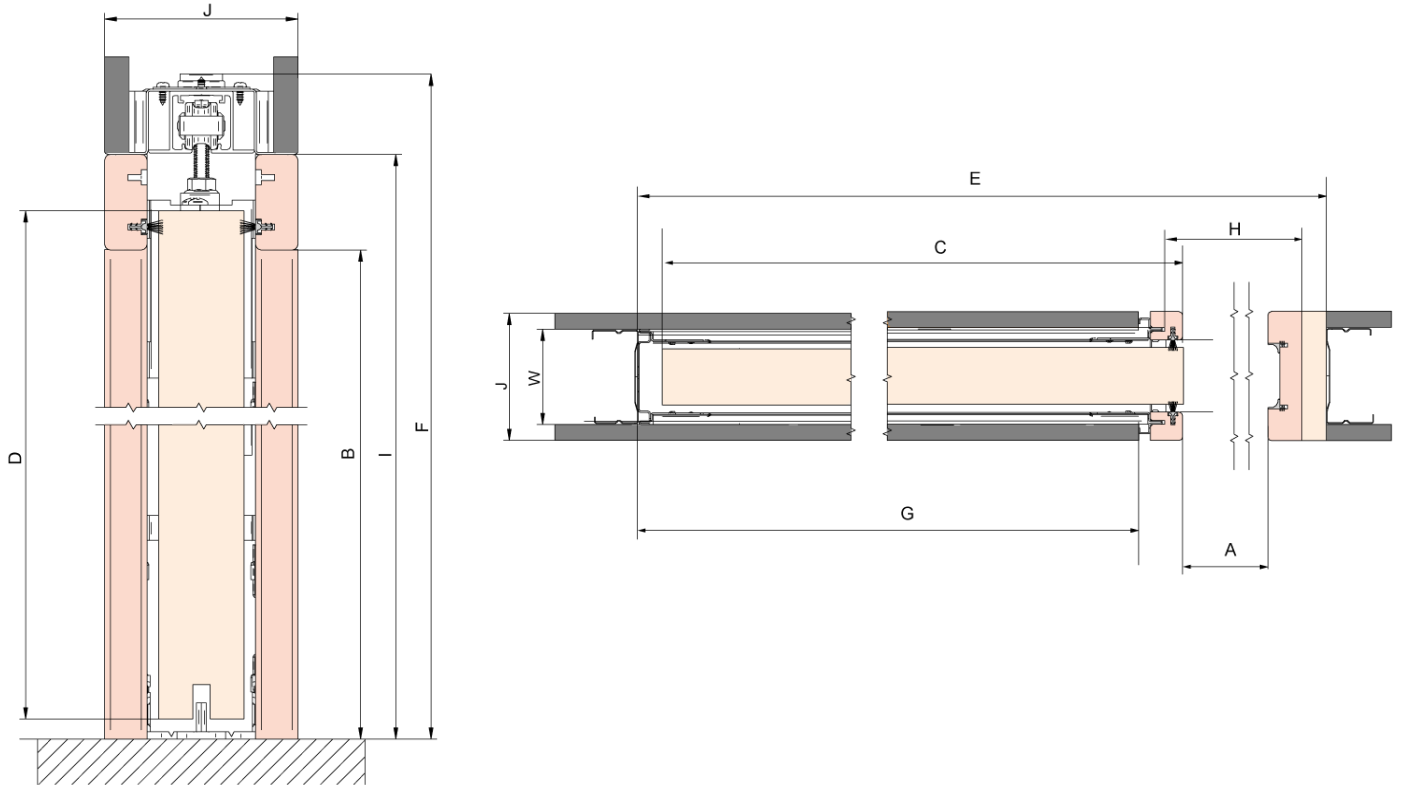
## SOFT CLOSE

## 2.

Provides a soft closing and opening of the door. It retains the door in the last 10cm of its sliding path, holding it in a controlled way until the end of its journey and avoiding slams as well as extending the useful life of the product.

# CROSS-SECTION

## OPTIMO POCKET DOOR








**A** Passage width | **B** Passage height | **C** Door width | **D** Door height | **E** Overall width | **F** Overall height | **G** Frame width | **H** Passage size without jambs | **I** Height from finished floor to inside face of track | **J** Finished wall | **Y** Interior width | **K** Max. door thickness | **W** Frame thickness

SAHECO Code	SDS Code	Passage size		Panel size		Overall size		Other		
		A	B	C	D	E	F	G	H	I
99692111	18786.00.XX	601	2030	626	2040	1279	2122	617	643	2065
99692112	18787.00.XX	701	2030	726	2040	1479	2122	717	743	2065
99692113	18788.00.XX	801	2030	826	2040	1679	2122	817	843	2065
99692114	18789.00.XX	901	2030	926	2040	1879	2122	917	943	2065
99692115	18790.00.XX	1001	2030	1026	2040	2079	2122	1017	1043	2065
99692116	18780.00.XX	585	1971	610	1981	1247	2063	601	627	2006
99692117	18781.00.XX	661	1971	686	1981	1399	2063	677	703	2006
99692118	18782.00.XX	737	1971	762	1981	1551	2063	753	779	2006
99692119	18783.00.XX	813	1971	838	1981	1703	2063	829	855	2006
99692120	18784.00.XX	889	1971	914	1981	1855	2063	905	931	2006

Finished Wall	Frame thickness	Interior width	Max. door thickness
J	W	Y	K
100	75	56	44
125	100	81	44

# ¿HOW DO I ORDER AN OPTIMO?

1. CHOOSE YOUR POCKET DOOR KIT SIZE		SAHECO Code	SDS Code	Finish
 <p>OPTIMO pocket door kit*</p>	99692111	18786.00.XX	626x2040	
	99692112	18787.00.XX	726x2040	
	99692113	18788.00.XX	826x2040	
	99692114	18789.00.XX	926x2040	
	99692115	18790.00.XX	1026x2040	
	99692116	18780.00.XX	610x1981	
	99692117	18781.00.XX	686x1981	
	99692118	18782.00.XX	762x1981	
	99692119	18783.00.XX	838x1981	
	99692120	18784.00.XX	914x1981	
2. CHOOSE YOUR JAMB KIT / 100/125 FINISHED WALL				
 <p>OPTIMO jamb kit</p>	99692128 (100 mm FW)	18792.00.XX (100 mm FW)	2150x1000x44	
	99692129 (125 mm FW)	18793.00.XX (125 mm FW)	2150x1000x44	
3. CHOOSE YOUR ACCESSORIES				
 <p>Selfclose set</p>	99692126	18798.00.XX		
 <p>Softclose A90 (Add x1 for single) (Add x2 for double)</p>	99692127	18799.00.XX		
 <p>Accessories set (x1 set Included in Kits)</p>	99692134	18795.00.XX		

\*Bespoke sizes available

BS Polished brushed CPB Polished chrome plated brass CMB Satin chrome plated brass









# OPTIMO

Pocket Door

**BOXKEL**  
by Saheco

Poligono Industrial de Foradada / 08580  
St. Quirze de Besora / Barcelona / Spain  
T +34 93 852 92 23  
saheco@saheco.com

Export contact details  
T +34 93 852 96 15  
export@saheco.com  
[saheco.com](http://saheco.com)

 **SDS LONDON**  
ARCHITECTURAL IRONMONGERY

**SDS London Trade Centre**  
20 Weir Road  
Wimbledon  
London  
SW19 8UG

Email: [sales@sdslondon.co.uk](mailto:sales@sdslondon.co.uk)  
Web: [www.sdslondon.co.uk](http://www.sdslondon.co.uk)  
Customer service phone: 02072281185