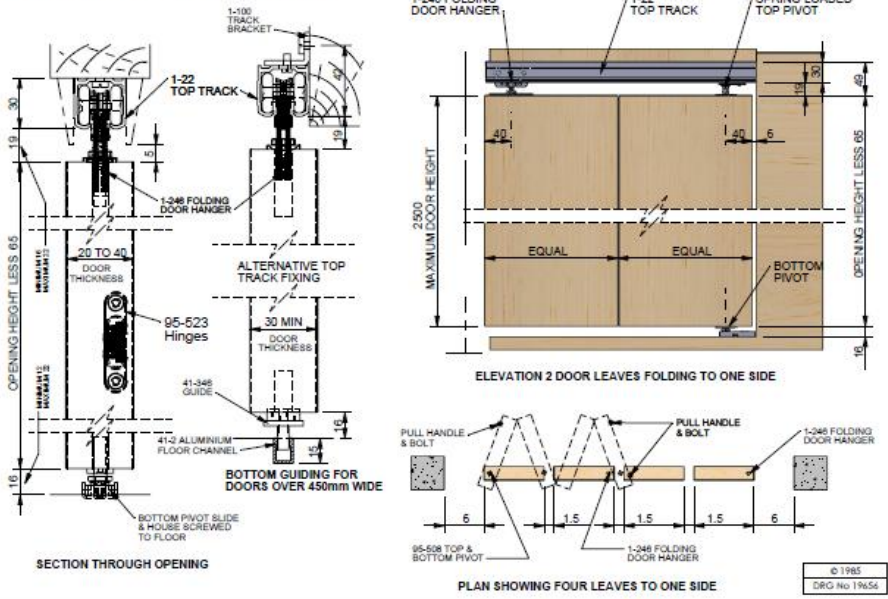
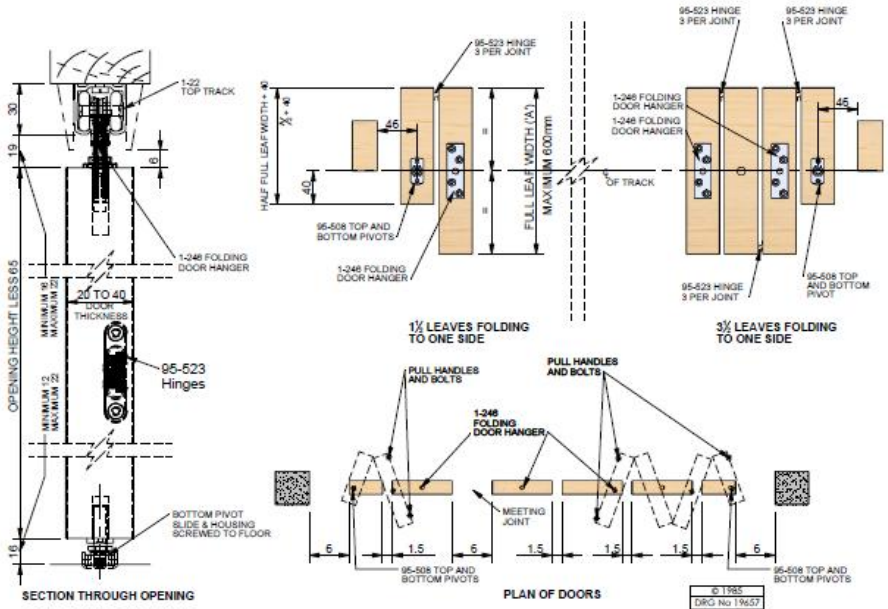


### FOLDASIDE SERIES 100



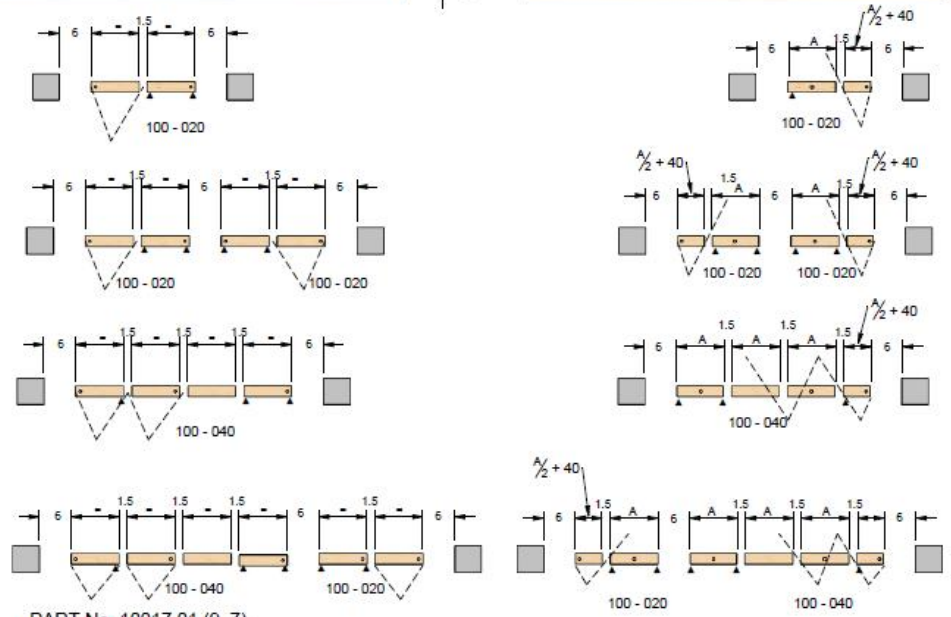
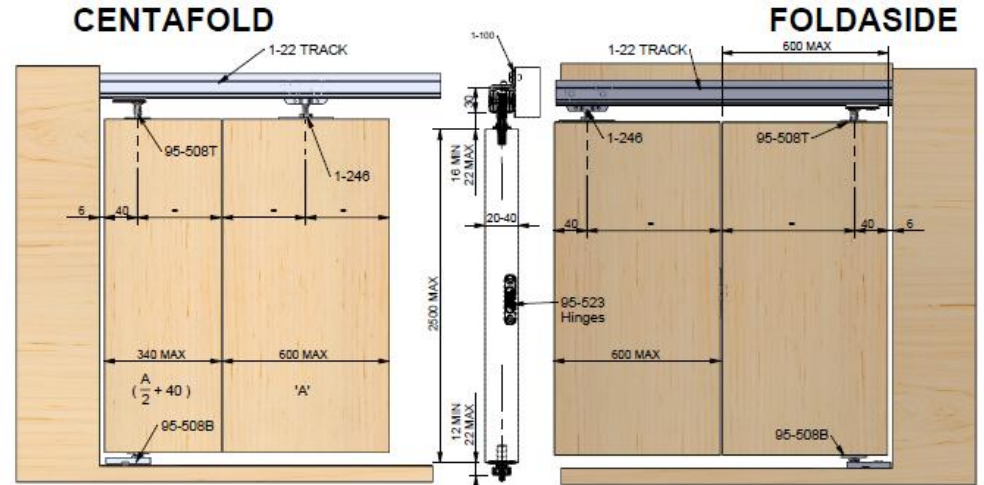
### CENTAFOLD SERIES 100



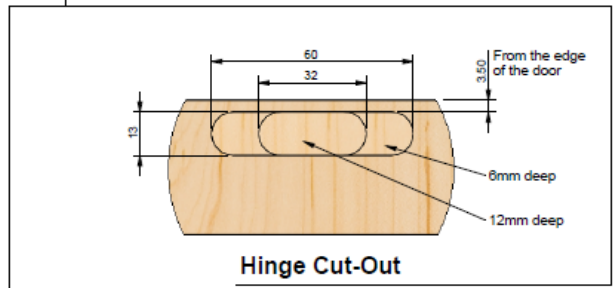
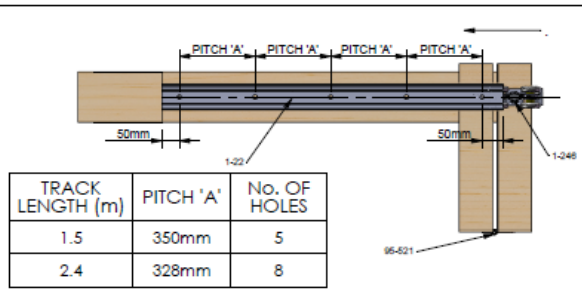
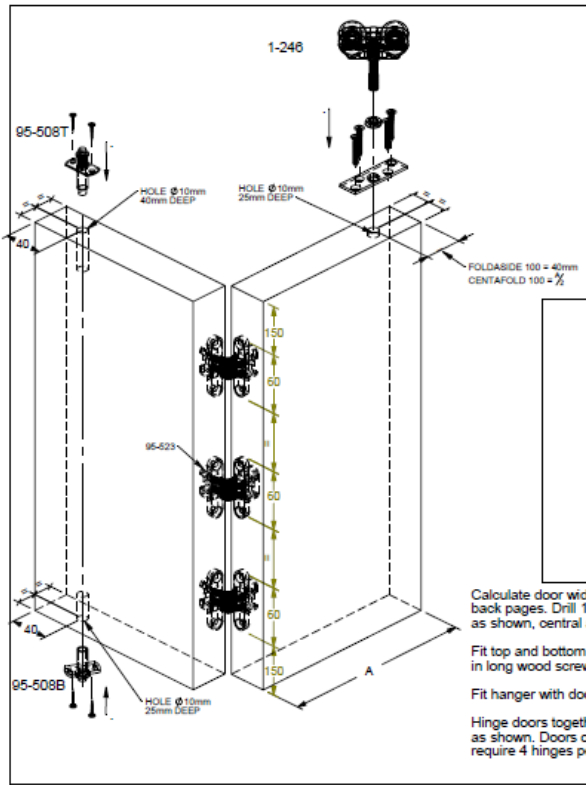
### TECHNICAL DATA

MAXIMUM DOOR WEIGHT 27KG DOOR THICKNESS 20-40mm MAXIMUM DOOR HEIGHT 2500mm

### SERIES 100



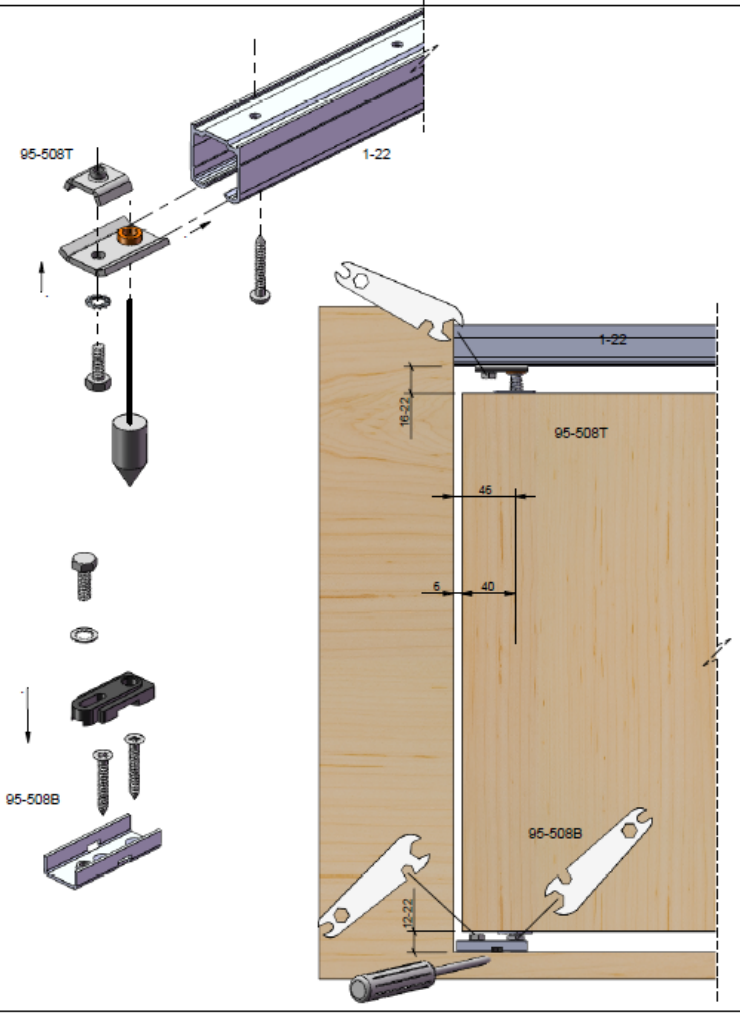
PART No. 10017.01 (9. 7)



**Hinge Cut-Out**

Calculate door widths as shown on front and back pages. Drill 10mm  $\phi$  holes for fittings as shown, central and square in doors.  
 Fit top and bottom pivots into holes and screw in long wood screws.  
 Fit hanger with door plate surface mounted.  
 Hinge doors together with 3 hinges per joint as shown. Doors over 2100mm high will require 4 hinges per joint.

First drill  $\phi$ 5mm holes with pitch centers as shown on the table above for the different track lengths  
 Fit track to wall with the bracket and screws or directly through the track to the top support using suitable fixings as shown overleaf.  
 Assemble top pivot as shown and enter end of track, securing bolt finger tight.  
 Locate top pivot centre line, 46mm from jamb, plumb down locate and fix bottom pivot to floor.  
 Carefully slide doors in a folded position into the track from the opposite end of the pivot fixings.  
 Engage bottom door pivot into floor housing. Depress spring loaded top pivot and engage in bush in top housing.  
 Adjust vertically and laterally, including hangers, and tighten all lock nuts. NB. lateral adjustment of bottom pivot is assisted by engaging screwdriver blade into side of housing.  
 NOTE: When installing four door systems, sliding the doors into the track hinged in pairs before connecting to make a four door set.



Contents of kits for folding doors. Track is purchased separately in length(s) required. 100-020 (2 door) and 100-040 (4 door) fitting kits contain all requirements for normal doors up to 2100mm high, 600mm wide and 27kg weight. Door guide and floor channel are purchased separately if required.

	1-22	1500mm 1800mm 2100mm 2400mm 3000mm	
	1-246	1	2
	95-508T	1	1
	95-508B	1	1
	95-523	3	9
	11154.01	1	1

Doors over 450mm wide, or with weight in excess of 15kg, need stabilizing with 41-346 door guide fitted plumb under top hanger(s) and engaging 41-2 floor channel. Minimum door thickness must be 30mm. (Not included in standard kits).

NOTE:  
 For installation and maintenance procedures, please go to our web site ([www.cobum.co.uk](http://www.cobum.co.uk))

