



SDS LONDON

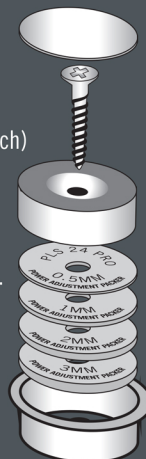
ARCHITECTURAL IRONMONGERY



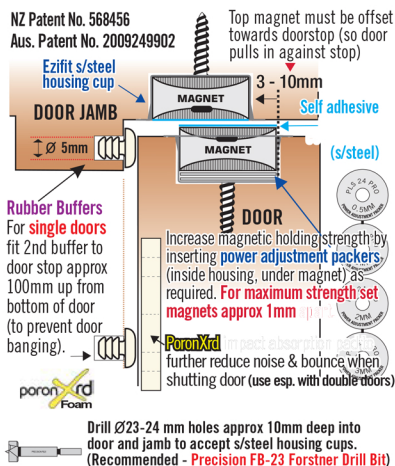
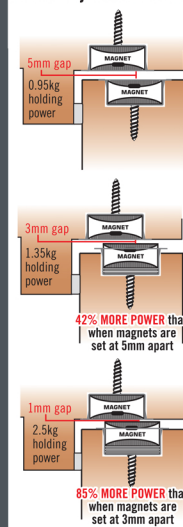
Precision™ PLS 24 PRO CONCEALED MAGNETIC CATCH

Heavy Duty Concealed Magnetic Catch
suitable for full size doors
(e.g. wardrobe/cupboard, double
internal doors).

- Can be used anywhere a roller/ball catch etc. would normally be fitted.
- As magnets don't touch (after installation)
 - the catch will never wear out
 - Lifetime guarantee (for magnetism)
 - can be painted over.
- No latch noise when opening and shutting door (unlike a roller/ball catch)
- Completely concealed when door closed, no unsightly protruding strike plate lip (unlike a roller/ball catch).
- Can be used to help keep problem doors shut (e.g. with weak door closers, electric strikes, weak roller mortice locks, double sliding doors).
- Quick and easy to install - No chiseling required. Ezifit s/steel housing cup automatically sets the magnets perfectly parallel to each other, essential for precise power adjustment.
- Power adjustment packers increase magnetic holding strength by inserting power adjustment packers (inside housing, under magnet) as required. (See picture). Supplied in four sizes; 0.5mm - 3mm thick, for precise power adjustment.
- Self Adhesive/Magnetic Cover Plate (Brushed S/Steel)
 - Protects magnets from impact damage during installation.
 - Protects magnets from corrosion.
 - Conceals magnet and screw head for a more attractive finish.
- Poron Xrd Foam impact absorption pad
 - Use (esp. with double doors) to further reduce impact noise and bouncing of door on frame when shutting.
 - Low compression set - After impact, foam pad will return to its original thickness indefinitely.




Power Adjustment Guide:



DESIGNED AND ASSEMBLED IN NZ USING NZ
MADE AND IMPORTED COMPONENTS.

© copyright Precision Lock Services 2015



www.sdslondon.co.uk
020 7228 1185
sales@sdslondon.co.uk

Showroom: 183-189 Northcote Road, Battersea, SW11 6QF
Trade Centre: 20 Weir Road, Wimbledon, SW19 8UG